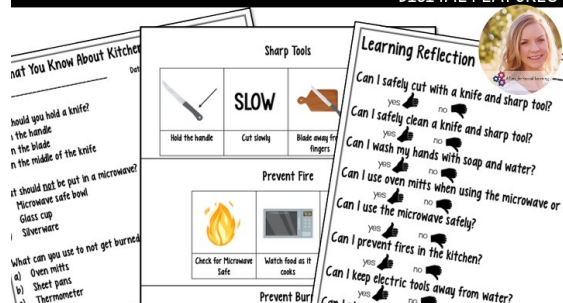


KITCHEN SAFETY LESSON UNIT PREVIEW

- ✓ A SNEAK PEEK INTO ALL THE MATERIALS IN THE FULL LESSON UNIT
- ✓ 1 PAGE NARRATIVE ABOUT KITCHEN SAFETY (WITH A LINK TO THE READ ALOUD AUDIO)
- ✓ WORD SEARCH OF KEY VOCABULARY
- ✓ HOMEWORK WORKSHEET FOR STUDENTS TO PRACTICE KEY SKILLS OUTSIDE THE CLASSROOM

LOVE THE PREVIEW? CHECK OUT THE FULL LESSON UNIT!

38 PAGES | LOW PREP | PRINT WITH DIGITAL FEATURES



1 WEEK LESSON | LIFE SKILLS

KITCHEN SAFETY

CLICK HERE TO GRAB!



Tips and Suggestions

Use the Show What You Know as both a pre-test and as a post-test.

Practice Makes Progress— Consider doing this activities in a center-style rotation. These are intended to be practiced at school.

Practice at home— This can be used as homework, as a worksheet for 'Homework Club' type of groups, or ways for parents/guardians/caregivers to practice skills at home when they ask for 'homework.'

Visual Cue— Use this as a non-verbal prompt visual, post it to a bulletin board in the classroom, or send it home for parents/guardians/caregivers to use.

Game— Use the game as a way to review the material. Ideal for use with substitute teachers, when you have a few minutes left of class, or for spiraling back to the concept days/weeks/months after first teaching it.

Encouraging Quotes— Use this as a poster in your classroom or hang on a classroom board throughout the lesson period!

Suggested Order of Instruction

1. Pre-Test (Show What You Know)
2. 1 page, 3 paragraph narrative (with or without the audio read aloud)
3. PowerPoint/PDF Lesson and Videos
4. Practice Makes Progress practice
5. Boom Cards practice and review OR assessment
6. 5 Steps for Success review and Visual Cue as needed
7. Play Game
8. Learning Reflection
9. Post-Test (Show What You Know)
10. Word Search and Coloring to end the lesson
11. Practice at Home— Send home as homework during or after the lesson unit
12. Student Success Certificate as a 'formal' means of showing /rewarding skill mastery

Life Skills Topic

Learning Objective-

Students will identify sharp edges and how to be safe when using them.

Students will identify ways to prevent fires and burns in the kitchen.

Students will identify how to stop the spread of germs through handwashing.

Key Vocabulary- burn, fire, prevent, knife, sharp, soap, microwave safe, oven, oven mitts

Listen to the Text- Use the link on the 1-page narrative to listen to the explanatory text read aloud via YouTube.

Lesson PowerPoint- the Lesson PowerPoint (found as PDF) is best reviewed after the reading and before the practices. Use the links within the lesson to watch HOW to complete the task. Great for review, if you don't have the supplies in your building, or for distance learning!

Potential IEP Goal Language-

By (month, year), (student) will learn the steps to safely use knives and kitchen tools with sharp edges with (#) or less prompts.

By (month, year), (student) will learn the steps to prevent fires and burns when cooking with (#) or less prompts.

Kitchen Safety

By A Love for Special Learning

[Click Here to Listen](#)

Cooking a meal or helping family with mealtime can be fun, if you know how to be safe in the kitchen. It is important to make safe choices when preparing, cooking, and cleaning up after a meal.

Sharp knives and cooking tools mean you need to use and clean them with care. Wash your hands with soap and water so you don't spread germs from dirty hands or raw meat. If you are using electricity, like a blender or toaster, be sure to keep that far away from water.

Make sure everything you put in the microwave or oven can be heated up so you don't start a fire. Also, when working with hot food or cookware, use oven mitts so you don't get burned. When using the oven be sure to turn it off after you have cooked your meal. When using the stovetop be sure to turn off the burner after the food is cooked.

Word Search- KITCHEN SAFETY

S	A	B	U	R	N	F	R
A	M	S	Y	A	Z	G	T
F	I	V	K	N	I	F	E
E	C	T	S	U	W	I	U
B	R	S	H	R	F	H	L
J	O	O	A	E	O	G	C
P	W	L	R	P	V	K	U
S	A	H	P	N	E	M	T
V	V	B	I	D	N	E	W
G	E	R	M	M	Q	D	X
O	J	S	M	O	K	E	N
Q	C	C	K	F	I	R	E

Burn

Cut

Fire

Germ

Knife

Microwave

Oven

Safe

Sharp

Smoke

Word Search- ANSWER KEY

S		B	U	R	N		
A	M						
F	I		K	N	I	F	E
E	C		S				
	R		H				
	O		A		O		C
	W		R		V		U
	A		P		E		T
	V				N		
G	E	R	M				
		S	M	O	K	E	
				F	I	R	E

Burn

Cut

Fire

Germ

Knife

Microwave

Oven

Safe

Sharp

Smoke

Practice at Home

Practice your Kitchen Safety skills at home! You will learn about the skill at school, but you will use the skill at home- so it is best to keep practicing there!

You can choose to do all 5, a few of them, or just one of them 5 times. Each time you practice, get a family member to write their initials and the date. Turn it in once you have practiced at home 5 times.

1. Safely carry knives from kitchen to dining table
2. Wash hands thoroughly with soap and warm water
3. Use oven mitts to take something out of the microwave/oven
4. Safely clean a sharp knife or cutting tool
5. Identify safety risks while family member cooks a meal using oven and stove-top

Cut and return when you have 5 initials!

Kitchen Safety-Practice at Home

Name: _____

Practice #					
Initials					
Date					

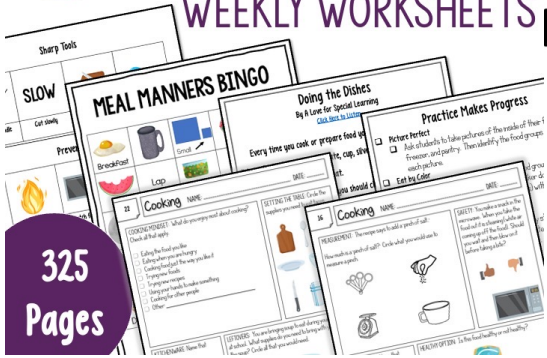
CHECK OUT THESE RESOURCES:

KITCHEN & COOKING LESSON & WORKBOOK BUNDLE

KITCHEN & COOKING



6 WEEKS OF LESSONS +
WEEKLY WORKSHEETS




325
Pages

MICROWAVE MEAL DIRECTION READING PRACTICE

FROZEN MEAL DIRECTIONS MICROWAVE PRACTICE

WORKSHEET PRACTICE | COOKING SKILLS

NO KITCHEN NEEDED!



CLICK THE IMAGES TO GRAB THE RESOURCES!

CHECK OUT THIS BLOG:

FUNCTIONAL READING COMPREHENSION

Functional Reading Comprehension Worksheets for High School and Transition Students

Functional Life Skills | Life Skills | Special Education Teachers | Teacher Experience | Teacherspayteachers | Transition

Dec 05, 2022

What is 'functional reading?' According to me, it's being able to read and understand enough to get what you want or need **AND** what you don't want or don't need. This includes weeding out the fluff stuff that doesn't matter. The fluff detracts you from your goal.

Functional reading is being able to turn on Netflix, read the gist of a new movie, and decide if you would like it or not. Fluff: Competition Reality TV shows

Functional reading is being able to navigate the library website to find out if your book club meets on Tuesdays or Wednesdays. Fluff: New children's read aloud program

Functional reading is being able to pick up a new game, read the directions, and be able to call out the friend who is trying to cheat. Fluff: Manufacturing details

CLICK HERE ^ TO KEEP READING!

✓ A SLIGHTLY DEEPER
DIVE INTO THE
FUNCTIONAL READING
SKILL

ABOUT ME



I've been teaching for over 10 years and continue to find joy in working with students with disabilities!

I currently teach transition age young adults (18-22 years old) with moderate to severe disabilities. Community experiences, life skills, consumer math, and vocational skills are the focus and I love that each day is different and new.

My educational background includes- Bachelor's Degree in Elementary Education and Special Education, Master's Degree in Advanced Special Education, and 30+ Graduate Hours in Assistive Technology.

-Heather

CONNECT WITH ME HERE!



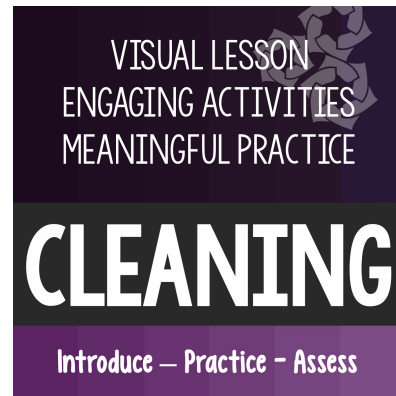
JOIN MY NEWSLETTER HERE

YOU WILL GET ACCESS TO EXCLUSIVE MATERIALS AND NOTIFICATIONS OF UPCOMING SALES AND NEW RESOURCES!



A Love for Special Learning

YOU MAY ALSO LIKE...



GRAPHICS & FONT CREDIT



TERMS OF USE

Thank you for downloading this file. I hope you enjoy using the resource in your classroom.

Please consider finding other lessons and activities here-

On my TPT store at: <http://bit.ly/ALoveforSpecialLearning>

On my website: www.aloveforspeciallearning.com

On Instagram: [@ALoveForSpecialLearning](https://www.instagram.com/ALoveForSpecialLearning)

On Facebook: [facebook.com/ALoveforSpecialLearning/](https://www.facebook.com/ALoveforSpecialLearning/)

Terms of Use

This file comes with a limited use license for the original download ONLY, single classroom use. Out of respect, please do not freely share this document with others. If you required additional versions, additional licenses can be accessed by [subscribing to my newsletter](#) or by visiting my [TeachersPayTeachers store](#).

© Copyright A Love of Special Learning. All rights reserved.

Permission is granted to copy pages specifically for student or teacher use only by the original purchaser or licensee. The reproduction of this product for any other use is strictly prohibited. Copying of any part of the product and placing it on the Internet (even a personal classroom website) is strictly prohibited. Doing so makes it possible for an Internet search to make the document available on the Internet, free of charge, and is a violation of the Digital Millennium Copyright Act (DMCA).

